

PowerScore

A BARBRI Company

4-MONTH LSAT[®] STUDY PLAN USING THE POWERSCORE BIBLES

LSAT is a registered trademark of Law School Admissions Council, Inc., (LSAC).




TABLE OF CONTENTS

General Thoughts.....	3
How to Use This Study Plan	3
Recommended Materials.....	4
Free Resources.....	4
Week 1: Sixteen weeks to the LSAT	5
Week 2: Fifteen weeks to the LSAT.....	7
Week 3: Fourteen weeks to the LSAT.....	9
Week 4: Thirteen weeks to the LSAT	10
Week 5: Twelve weeks to the LSAT.....	11
Week 6: Eleven weeks to the LSAT	12
Week 7: Ten weeks to the LSAT	13
Week 8: Nine weeks to the LSAT	14
Week 9: Eight weeks to the LSAT	15
Week 10: Seven weeks to the LSAT	16
Week 12: Fives week to the LSAT.....	18
Week 13: Four weeks to the LSAT.....	19
Week 14: Three weeks to the LSAT.....	20
Week 15: Two weeks to the LSAT.....	21
Week 16: One week to the LSAT	22
LSAT Writing:	24
A Final Note:.....	24
Logical Reasoning Problem Tracker	25
Logic Games Problem Tracker	26
Reading Comprehension Problem Tracker	27

4-MONTH LSAT STUDY PLAN

General Thoughts

Successfully preparing for the LSAT is about consistency and diligence. Even though the test measures *how* you think and not *what* you know, training yourself to think like the test makers requires time.

Simply put: this isn't a test where cramming proves effective! Instead, your efforts need to be extensive, where you make the most of every study opportunity. For this plan to be effective, you need to dedicate at least 10 hours of test prep time each week (and hopefully much more!).

Four months may seem like a long time, but once you start you'll find that time moves quickly. With this plan and hard work, you have plenty of time to read all three LSAT Bibles and to apply the strategies you learn to our Workbooks and Type Training Drills. If you cannot complete all of the assignments in the time given, prioritize your tasks based on your areas of weakness. Also attempt additional practice tests (particularly newer exams) if time permits!

How to Use This Study Plan

Each week's assignments are categorized into one of four types: Logical Reasoning, Logic Games, Reading Comprehension, and Practice Tests. This will give you a good sense of exactly what you need to cover during a particular week. Although we encourage you to complete the tasks in the order given, you may adjust the schedule and content to your own needs as you progress.

To help you prioritize your tasks based on your specific areas of weakness, we have labeled many of the assignments in this plan as "Optional."

- If you are already somewhat strong in one of the areas, say, Reading Comprehension, you can omit the Optional portions of the plan tailored to that section and devote that time to further study in another section.
- If you find that you have room for improvement in, say, Logic Games, consider any "Optional" assignment tailored to that section to be mandatory.

A chart is provided for each week outlining the materials to be used and sections for your notes and progress reports. We strongly encourage you to keep detailed information in order to accurately measure your progress as well as track any uncompleted assignments. Keep notes about:

- exactly what you complete and when
- any elements you don't complete that should be a priority the following week
- your performance and general thoughts on each

We also strongly encourage you to create a detailed **LSAT Study Bible** to accompany the notes in this study plan in order to better understand the concepts covered and your progress through the material. *Begin this immediately!* Instructions on exactly how to construct your Study Bible are provided [here](#).

Finally, the coming weeks will undoubtedly test your resolve—both mentally and physically—so it is extremely important that you fully understand the nature of this test and what even incremental improvements mean. This [blog post](#) should help to motivate you as you continue to prepare, so give it careful consideration.

Recommended Materials


The plan assumes you have the Recommended Materials listed below and you are encouraged to consider the optional/supplementary materials as well.

Real LSATs from LSAC:

- [LawHub Advantage](#), an LSAC subscription service with access to 70+ Official LSAT PrepTests

PowerScore Materials:

- LSAT Bibles: [Logic Games Bible](#), [Logical Reasoning Bible](#), [Reading Comprehension Bible](#)
- LSAT Workbooks: [Logic Games Bible Workbook](#), [Logical Reasoning Bible Workbook](#), [Reading Comprehension Bible Workbook](#)
- The PowerScore LSAT [Testing and Analytics Package](#). This tool provides you with a comprehensive performance analysis which will help you determine your strengths and weaknesses. It also includes PowerScore's *Logic Game Type*, *Logical Reasoning Question Type*, and *Reading Comprehension Passage Type Training* drills, which will help to test and reinforce the concepts you study in the LSAT Bibles.



Optional:

- Advanced Courses: [Logic Games](#) and [Logical Reasoning](#)
- Our free [Self Study site](#) to use our test diagnostic tool for each practice test you take. This is not necessary if you have purchased a subscription to our *Testing and Analytics Package*.

Free Resources

[Webinars and In-Person Seminars](#)

Our free webinars and in-person seminars are a great opportunity to learn from PowerScore's LSAT and admissions experts. Attendees receive special course discounts, so enroll today!

[The LSAT PodCast](#)

Hosted by our very own Dave Killoran and Jon Denning, the PowerScore LSAT PodCast offers hours of extra instruction. Topics range from specific LSAT concepts and strategies to test changes and LSAC news to admissions advice and frequently-asked student questions. Don't miss an episode!

[LSAT and Law School Admissions Discussion Forum](#)

Our LSAT Discussion Forum offers you a chance to interact with instructors, other students, and even our course developers and authors in a dynamic, collaborative environment! You can ask questions about everything from test concepts to admissions, and read through thousands of discussions on key techniques and strategies. The Forum provides a wealth of information that's sure to help you out as you prepare!

[LSAT and Law School Admissions Blog](#)

Our team of Course Developers, including PowerScore Bibles author Dave Killoran, update our blog several times per week with articles discussing LSAT trends, strategy breakdowns, study advice, application recommendations, and much more!



Week 1: Sixteen weeks to the LSAT

Your first week of study is extremely important. It serves as an introduction to the LSAT itself, and establishes a baseline as you take a timed practice test. Further, you will begin exploring Logical Reasoning, examining concepts such as the Basics of Logical Reasoning, the Question Stem and Answer Choices, Must Be True and Most Strongly Supported questions, Main Point Questions, and Conditional Reasoning. Each of these elements is absolutely critical to a strong Logical Reasoning performance, so be extremely diligent this week as you begin your preparation.

You will have no specific Logic Games or Reading Comprehension Assignments this week.

■ Practice Tests

Start your week by taking a practice LSAT. Before you begin this exam, read the following information to better understand exactly [how you should take a practice test](#).

We encourage you to begin with an official LSAT. LSAC has 4 Official LSAT PrepTests available for free via their [Law Hub](#) platform, as well as in our [Testing and Analytics Package](#). Take this exam under the same timed conditions you will face on test day (35 minutes per section unless you have specific accommodations).

This test will establish a baseline score, and give you an initial sense of both the test and your natural strengths and weaknesses. Do NOT let the results discourage you! They are in no way indicative of your potential or what your final score will be. It's merely a chance for you to familiarize yourself with the experience of taking a real LSAT under timed (test-day) conditions.

Upon completion of the exam, you'll receive a comprehensive analysis of your performance via our *Testing and Analytics Package Platform*. If you accessed the practice test on LSAC's website, simply transfer your answers into the test scoring tool on our Self Study site to take advantage of its free test analytics. Be sure to save these results and use them to help guide the early stages of your prep.

■ Logical Reasoning

- To start your initial Logical Reasoning studies, read Chapters One through Four of the [Logical Reasoning Bible](#). This reading selection takes you from an Introduction and Overview of the LSAT in Chapter One, through discussions of the Logical Reasoning section in general in Chapters Two and Three, and into Must Be True questions in Chapter Four.
- Once you feel comfortable with the first four chapters, read Chapter Six on Conditional Reasoning. Conditional Reasoning is a particularly challenging concept for many students, so it is imperative that you spend sufficient time with it, as it will figure heavily in both the Logical Reasoning and Logic Games sections of the LSAT.
- After you finish Chapter Six in the *Logical Reasoning Bible*, complete the LR *Question Type Training* drills **Must Be True Questions: Volume 1**. To find these, log in to your [Testing and Analytics Package](#) account and navigate to the **Drills Sets** page. Scroll down to the Logical Reasoning section and after you locate the appropriate drills, click the **Take** button to begin. Together, Chapter Six and the drills discuss and test Must Be True/Most Strongly Supported questions, the most common LR question type and a prominent feature in Reading Comprehension as well.

Note: as you work through the Must Be True questions in the Type Training drills, you will encounter a number or stimuli featuring Conditional Reasoning.

Week 1 Assignments		
Assignment	Completed?	Notes
PrepTest 73		
LRB Ch1		
LRB Ch2		
LRB Ch3		
LRB Ch4		
LRB Ch6		
LR Drills		



Week 2: Fifteen weeks to the LSAT

This week provides an Introduction to both Logic Games and Reading Comprehension. You will also continue your Logical Reasoning studies with Main Point questions.

■ Logic Games

- First, read Chapter Two of the *Logic Games Bible*. This will serve as your introduction to Logic Games, as you learn about the basics of Analytical Reasoning. Note that you can skip Chapter One of the Games Bible, which is the same general introduction to the test that you encountered in Chapter One of the *Logical Reasoning Bible*.
- Next, read Chapter Three of the *Logic Games Bible*. This chapter discusses Linear Games, one of the most fundamental, and most common, types of Games on the LSAT.
- Upon completion of Chapter Three of the Games Bible, complete the *Logic Games Type Training* drill sets (found in **Testing and Analytics**) named **Basic Linear Games: Volume 1**.

■ Reading Comprehension

- Begin by reading Chapters Two and Three of the *Reading Comprehension Bible*. Skip the section in Chapter Three that covers argumentation as you have already covered this content elsewhere. Note that you can also skip Chapter One, as that is an overview of the test that you have already encountered in Week One.
- We encourage our students to become active readers of publications and journals the tone and style of which closely aligns with passages on the LSAT. This will help you more quickly acclimate to the nature of passages created by the test makers. Some examples of worthwhile sources of additional reading include: The Economist, Scientific American, The Wall Street Journal or New York Times, and other economically-, legally-, or scientifically-oriented texts.

■ Logical Reasoning

- Read Chapter Five of the *Logical Reasoning Bible*. This chapter covers Main Point questions, a common question type in both the Logical Reasoning and Reading Comprehension sections.
- After reading Chapter Five in the *Logical Reasoning Bible*, return to the *Testing and Analytics* Drill Sets page, LR section, and take **Main Point Questions, V1**. These drills will help you develop your skills at recognizing and understanding argumentation.

Week 2 Assignments		
Assignment	Completed?	Notes
LGB Ch2		
LGB Ch3		
LG Drills		
RCB Ch2		
RCB Ch3		
LRB Ch5		
LR Drills		

Feeling Stuck?

Self-study isn't for everyone. Sometimes you need a little help to get through a tough concept, or to gain those last few points you need for your target school.

Work with a Tutor

Many students find that even 5 or 10 hours of targeted personal tutoring can really enhance their self-study. Tutoring packages include comprehensive materials and online resources that are only available to students who take a course or enlist [the help of a tutor](#).



“
I started with a score of 160, and with my tutor's unwavering support and guidance, I scored a 173 on my official test leading to me being admitted into multiple law schools, including a top-three law school! I cannot thank PowerScore enough for solidifying foundational knowledge about the LSAT and giving me the confidence and encouragement needed to do well on the test!

Jordan H., Private Tutoring Student ”





Take a Course

Self-Study students often utilize the [On Demand](#) version of our flagship LSAT course when they need expert guidance. This course includes thousands of pages of materials, over 80 hours of on demand lectures and content videos (taught by a top 170+ scoring instructor), and access to our Online Student Center that contains practice tests, scoring feedback, lesson and homework explanations, and much much more. After you pay your initial enrollment fee, just continue your subscription for as many months of online access as you need and cancel at any time when you're done.

“
The course was fantastic. This was my third different LSAT course after doing TestMasters and Blueprint and this course made the LSAT seem fun. The concepts and techniques were easy to follow and just stuck with my brain. I came out of this course with a completely different understanding of the LSAT from where I started, thank you Powerscore!!

Jonathan M., PowerScore On Demand Student ”





Week 3: Fourteen weeks to the LSAT

This week continues your examination of linearity in Logic Games as you cover Advanced Linear games. You will also continue your Logical Reasoning studies with Weaken questions, and a comprehensive look at Causality. The Reading Comprehension assignment is slightly lighter than the previous week's, in order to let the information sink in and to give you a chance to complete any remaining work not yet finished.

Logic Games

- Once you are finished with all of the Basic Linear Games assignments from the previous week, work through Chapter Four of the *Logic Games Bible*. This chapter addresses Advanced Linear Games, a natural extension of Basic Linear Games, and another extremely common game type. Note: do not move on to Advanced Linear Games until you feel comfortable with the Basic Linear Games addressed previously.
- Your final Games assignment of the week is to complete the *LG Type Training* drills **Advanced Linear Games: V1** found in *Testing and Analytics*. These will reinforce the skills you learned in Chapter Four of the LGB.

Logical Reasoning

- Read Chapter Seven the *Logical Reasoning Bible*. This chapter examines Weaken questions, which constitute the only question type in the Family #3: Hurt category (as discussed in Chapter Three).
- Next, work through Chapter Eight of the *Logical Reasoning Bible*. Chapter Eight covers both basic and advanced Causal Reasoning, a very common type of reasoning on the test (and particularly prevalent in Weaken questions).
- Complete the *Question Type Training* drills in **Weaken Questions: V1** in *Testing and Analytics*, which feature a significant amount of Cause and Effect Reasoning.

Reading Comprehension

- Read Chapter Four of the *Reading Comprehension Bible* on Passage Elements and Formations
- You should also continue to actively read non-LSAT material and publications as recommended in Week 2's assignment, and attempt to apply the reading skills discussed in Chapter Two of the Reading Comprehension Bible.

Week 3 Assignments		
Assignment	Completed?	Notes
LGB Ch4		
LG Drills		
LRB Ch7		
LRB Ch8		
LR Drills		
RCB Ch4		



Week 4: Thirteen weeks to the LSAT

This week will continue your analysis of Reading Comprehension. You will also go further with both Logical Reasoning and Logic Games, so there is a fair amount of diversity involved. It's still too soon for full Practice Tests; focus instead of mastering the concepts discussed for each section.

■ Reading Comprehension

- Continue your Reading Comprehension studies by working through Chapters Five and Six of the *Reading Comprehension Bible*. Here you will encounter many key concepts such as Diagramming and how to best attack the various question types and answer choices.

■ Logical Reasoning

- Read Chapters Nine of the *Logical Reasoning Bible*. This chapter addresses Strengthen questions, and you will encounter Causality frequently as well (causal reasoning appears in the majority of Strengthen questions).
- Next work through the *Testing and Analytics* drills in **Strengthen Questions: V1**, to reinforce your abilities as outlined in the *Logical Reasoning Bible* for this question type.

■ Logic Games

- Read Chapter Five of the *Logic Games Bible*. Here you will learn about Grouping Games, one of the most common—and most challenging—game types.
- Finally, complete the **Grouping Games: V1 Game Type Training** drill set in *Testing and Analytics*.

Week 4 Assignments		
Assignment	Completed?	Notes
RCB Ch5		
RCB Ch6		
LRB Ch9		
LR Drills		
LGB Ch5		
LG Drills		



Week 5: Twelve weeks to the LSAT

This is a bit of a lighter week, in order to let some of the ideas settle in. But DO NOT get complacent! This is also an opportunity for you to get back on schedule if you have fallen behind in previous weeks, so use your time effectively.

■ Reading Comprehension

- Work through Chapter Seven of the *Reading Comprehension Bible*. This is a summary chapter where all of the ideas you have seen so far get incorporated into a single, overarching approach.
- Next, go back to *Testing and Analytics* to practice some *Passage Type Training* by completing the first half of the Reading Comprehension drill sets called **Humanities: Volume 1**, ending with PT 12, October 1994, Passage #1: Modern Architecture, Questions 1-7.

■ Logical Reasoning

- Read Chapter Ten of the *Logical Reasoning Bible*. Here you will examine Justify the Conclusion questions.
- Next, practice the *Testing and Analytics* drills in **Justify Questions: V1**

■ Logic Games

- You have no specific Logic Games assignments for this week. However if you are behind, or in any way unclear about the ideas covered thus far, use any extra time this week to review the first five chapters in the Logic Games Bible.

Week 5 Assignments		
Assignment	Completed?	Notes
RCB Ch7		
RC Drills		
LRB Ch10		
LR Drills		



Week 6: Eleven weeks to the LSAT

At this point you should be entirely caught up with the previous weeks' assignments. If you are still behind, make it a priority to complete any remaining work before moving on with this week's content.

■ Logical Reasoning

- Read Chapter Eleven of the *Logical Reasoning Bible*. This chapter introduces Assumption questions, one of the most challenging question types for many test takers. So take your time as you work through the ideas presented to ensure a complete understanding of them.
- Next, to hone your question type skills for Assumption questions, return to *Testing and Analytics* and complete the drill set **Assumption Questions: V1**.

■ Logic Games

- Complete Chapter Six of the *Logic Games Bible*. Here you will examine Linear/Grouping Combination games, so this is a good opportunity to review both Linear and Grouping concepts. This game type can be extremely difficult for test takers, so it is imperative that allow yourself plenty of time to work through this chapter.
- Upon completion of Chapter Six in the LGB, return to *Testing and Analytics* and work through **Grouping/Linear Combination Games: V1**.

■ Reading Comprehension

- Read Chapter Eight of the *Reading Comprehension Bible*. This chapter addresses Comparative Reading Passages and thus is vitally important to fully understand, as approximately one-fourth of your Reading Comprehension score is based on the Comparative Reading passage set.
- In *Testing and Analytics*, complete the second half of the Reading Comprehension *Passage Type* drill sets **Humanities: V1**.

Week 6 Assignments		
Assignment	Completed?	Notes
LRB Ch11		
LR Drills		
LGB Ch6		
LG Drills		
RCB Ch8		
RC Drills		



Week 7: Ten weeks to the LSAT

At this point you should have completed all of the assigned tasks for the first eight weeks. If you are still behind, prioritize any missed work and attempt to get caught up. This slightly-reduced workload is done to allow you to complete any missed assignments and review any specific areas of difficulty. This week will also require you to take two practice tests with relaxed time, which can provide unique insight into the areas you still need to improve.

Logic Games

- Read Chapter Seven of the *Logic Games Bible*. This chapter covers the first in a set of less common game types, Pure Sequencing games.
- Practice creating sequencing diagrams by working through the LG *Type Training* drills **Pure Sequencing Games: V1** in *Testing and Analytics*.

Logical Reasoning

- Read Chapter Twelve of the *Logical Reasoning Bible*. Here you will see Resolve the Paradox questions, the final question type in the Family #2: Help category.
- After you work through Chapter Twelve of the LRB, return to *Testing and Analytics* and complete the **Resolve the Paradox: V1** LR *Question Type* drill set.

Reading Comprehension

- Complete the first half of Chapter One: Practice Drills in the *Reading Comprehension Bible Workbook*, beginning with the Active Reading Drill and stopping after the VIEWSTAMP Analysis: Main Point Identification Drill. Note that this can be skipped if you are feeling comfortable with your Reading Comprehension performance at this point, or at least prioritized lower to make sure you have time to take and review a full practice test.

Practice Tests

- Take *PrepTest 65*. Give yourself extra time within each section. Doing this can help isolate specific concepts and paradigms you may be struggling with. When speed is not the focus of your practice test, rushing or guessing should play no role in determining your score. Any mistakes you make will likely result from a conceptual misunderstanding of the material being tested. Use them to your advantage!
- Take *PrepTest 66* as the second practice test with relaxed time.

Week 7 Assignments		
Assignment	Completed?	Notes
LGB Ch7		
LG Drills		
LRB Ch12		
LR Drills		
RCBW Ch1 Part 1		
PrepTest 65		
PrepTest 66		



Week 8: Nine weeks to the LSAT

Logic Games, Logical Reasoning, and Reading Comprehension are all covered this week, so any areas of weakness or difficulty can be addressed and corrected. This week will also require you to do a full practice test under normal testing conditions, so plan accordingly. You will need a block of at least 2.5-3 hours of free time to work through the exam. If possible, make the practice test the final task this week.

■ Logic Games

- Read Chapter Eight of the *Logic Games Bible*. This chapter covers the remainder of the less common game types, such as Pattern, Circular, and Mapping games. Again, if you are behind or still struggling to master earlier types such as Linear and Grouping games, make those more fundamental concepts a priority before moving on.
- Now work your way through the **Forgotten Few Games** drills set in the *Testing and Analytics Package*.

■ Logical Reasoning

- Read Chapter Thirteen of the *Logical Reasoning Bible*. Here you will see Formal Logic, a rare, but challenging, concept with which many test takers struggle. However, if you are falling behind in your studies, you can save this assignment for later, as Formal Logic is quite uncommon (1-2 questions per LSAT, typically) and your time may be better spent elsewhere.
- Once you have completed the chapter on Formal Logic in the Reasoning Bible, work through **Formal Logic: V1** in *Testing and Analytics* to reinforce your skills.

■ Reading Comprehension

- Complete the rest of Chapter One: Practice Drills in the *Reading Comprehension Bible Workbook*. If you used this resource as suggested last week, this means beginning with the Passage Elements and Formations Recognition Drill. Note, again, that this is not necessary if you are feeling comfortable with your Reading Comprehension performance at this point.

■ Practice Tests

- Take *PrepTest 67* using relaxed time.
- Take *PrepTest 74* under normal testing conditions. Make sure to include breaks.

Week 8 Assignments		
Assignment	Completed?	Notes
LGB Ch8		
LG Drills		
LRB Ch13		
LR Drills		
RCBW Ch1 Part 2		
PrepTest 67		
PrepTest 74		



Week 9: Eight weeks to the LSAT

This week, and all of the weeks to come, will continue requiring you to take practice tests under normal testing conditions. So, plan accordingly. You need 2.5-3 hours of uninterrupted time to complete the tests and you should spend several hours reviewing your performance on each as well.

■ Logic Games

- Read Chapters Nine and Ten of the *Logic Games Bible*. As you work through these chapters you will encounter the advanced ideas of Numerical Distributions and Limited Solution Set games. Nearly one-third of all games that appear on the LSAT will have at least one of these features (many games have both), so learn them well. Often, your ability to spot a numerical distribution or a limited solution set will be the difference between success and failure in the games section.

There is also a lengthy discussion on overall section strategy that should help you better understand how to put all of the skills you have learned into practice.

■ Logical Reasoning

- Read Chapters Fourteen and Fifteen of *Logical Reasoning Bible*. The question types discussed—Method of Reasoning and Flaw in the Reasoning—are very closely related, so it is useful to pair these two chapters with one another.
- Complete the Logical Reasoning *Question Type* drill sets **Method of Reasoning and Method-AP Questions: V1** and **Flaw in the Reasoning Questions: V1** in *Testing and Analytics* to reinforce those question types. Together they will make up a significant portion of your LR score, so it is imperative that you are comfortable with them prior to test day.

■ Reading Comprehension

- Read Chapter Nine of the *Reading Comprehension Bible* on Common Passage Themes

■ Practice Tests

- Take *PrepTest 68* under normal testing conditions. Make sure to include breaks.
- Take *PrepTest 69* using relaxed time.

Week 9 Assignments		
Assignment	Completed?	Notes
LGB Ch9		
LGB Ch10		
LRB Ch14		
LR Drills		
LRB Ch15		
LR Drills		
RCB Ch9		
PrepTest 68		
PrepTest 69		



Week 10: Seven weeks to the LSAT

The focus during the next few weeks is going to slowly transition away from individual concept discussions and reviews, and towards practice tests. So the key as you make that adjustment is to allow for plenty of time for thorough test analysis, and then do concept-specific reviews as needed based on your test performance.

■ Logic Games

- Return to *Testing and Analytics* and complete the drills in **Advanced Features and Techniques Games: V1**, where you will work through a large collection of games exhibiting these attributes as covered in the *Logic Games Bible*. Once you have completed these drills you will have finished *Game Type Training*.
- Complete Chapter One of the *Logic Games Bible Workbook*.

■ Logical Reasoning

- Read Chapters Sixteen and Seventeen of *Logical Reasoning Bible*. These chapters respectively cover Parallel Reasoning questions, which can be extremely time-consuming without the proper approach, and Numbers and Percentages questions, a challenging concept featured in many LSAT stimuli. These questions also pair nicely with the other two types discussed this week, Method and Flaw.
- Return to *Testing and Analytics* and complete the drill set **Parallel Reasoning and Parallel Flaw: V1**.

■ Practice Tests

- Take *PrepTest 70* under normal testing conditions. Make sure to include breaks.
- Take *PrepTest 71* using relaxed time.

Week 10 Assignments		
Assignment	Completed?	Notes
LG Drills		
LGBW Ch1		
LRB Ch16		
LRB Ch17		
LR Drills		
PrepTest 70		
PrepTest 71		



Week 11: Six weeks to the LSAT

At this point you have reviewed the vast majority of the test’s key concepts, so timing starts to take a greater role in your preparation.

■ Logical Reasoning

- Read Chapters Eighteen through Twenty of the *Logical Reasoning Bible*. These three chapters cover the remaining LR question types, each of which appears infrequently. Of these three types, focus primarily on Point at Issue, which is the most common of the three.

Once complete, all that is left in Logical Reasoning is a discussion of Principle questions (not distinct “types” per se, but a rather commonly-featured idea), and a final analysis of Section Strategy and Time Management.

- Work through the following drill sets in *Testing and Analytics*: **Evaluate the Argument: V1, Cannot Be True: V1**, and **Point at Issue/Point of Agreement Questions: V1**. If you are short on time, focus mainly on Point at Issue.
- Complete Chapter One of the *Logical Reasoning Bible Workbook*.

■ Reading Comprehension

- Read Chapter Ten of the *Reading Comprehension Bible*. This discussion of Section Strategy and Time Management will take you to the end of the Reading Bible’s conceptual analyses.

■ Practice Tests

- Take *PrepTest 72* under normal testing conditions. Make sure to include breaks.
- Take *PrepTest 74* using relaxed time.

■ Logic Games

- You have no specific Logic Games assignments for this week. However we do strongly encourage you to review your practice test thoroughly, so you will have several games to consider there.

Week 11 Assignments		
Assignment	Completed?	Notes
LRB Ch18		
LR Drills		
LRB Ch19		
LR Drills		
LRB Ch20		
LR Drills		
RCB Ch10		
PrepTest 72		
PrepTest 74		



Week 12: Fives week to the LSAT

Logical Reasoning

- Read Chapters Twenty One and Twenty Two of the *Logical Reasoning Bible*. This will take you to the end of this book, however be sure to return to it frequently as you continue to take tests and identify areas of weakness. For instance, if you find that a particular question type or idea consistently gives you trouble, use the Reasoning Bible to review that concept/type and attempt to eliminate any remaining difficulties.
- Complete the LR *Question Type* drills in both **Conditional Reasoning Questions: V1** and **Cause and Effect Reasoning Questions: V1** in *Testing and Analytics*.
- Complete Chapter Two of the *Logical Reasoning Bible Workbook*.

Reading Comprehension

- Continue in *Testing and Analytics* and complete the **Diversity I, II, and III: V1 RC Passage Type** drill sets. You will notice that you are working through the drills in non-sequential order; this is intentional to best reinforce the skills discussed in the *Reading Comprehension Bible*.
- Complete the individual passages in Chapter Two of the *Reading Comprehension Bible Workbook*, and carefully review the detailed analysis given for each.

Practice Tests

- Take *PrepTest 75* under normal testing conditions. Make sure to include breaks.
- Take *PrepTest 76* using relaxed time.

Logic Games

- You have no specific Logic Games assignments for this week. However we do strongly encourage you to review your practice test thoroughly, so you will have several games to consider there.

Week 12 Assignments		
Assignment	Completed?	Notes
LRB Ch21		
LRB Ch22		
LR Drills		
LR Drills		
LRBW Ch2		
RC Drills		
RC Drills		
RC Drills		
RCBW Ch2		
PrepTest 75		
PrepTest 76		



Week 13: Four weeks to the LSAT

The focus now moves to working through as many tests as possible under timed conditions, in order to acclimate you to the rigors of the LSAT. Focus on accuracy, and carefully review the mistakes you've made. When speed is taken out of the equation, any mistakes you make will point to specific weaknesses that you still need to work on. Each of these practice exams must be thoroughly reviewed as you consider your evolving strengths and weaknesses. You can then return to any/all relevant conceptual discussions in the LSAT Bibles.

■ Reading Comprehension

- Complete the RC *Passage Type* drills in *Testing and Analytics* for **Law Related: V1** and **Regulation: V1**.
- Complete the entire Passage ReChallenge section of the *Reading Comprehension Bible* doing each ReChallenge Set as a timed exercise. Thoroughly review the explanations.

■ Practice Tests

- Take *PrepTest 78* under normal testing conditions. Make sure to include breaks.
- Take *PrepTest 79* under normal testing conditions. Make sure to include breaks.
- Take *PrepTest 80* using relaxed time.

Week 13 Assignments		
Assignment	Completed?	Notes
RC Drills		
RC Drills		
RCB ReChallenge		
PrepTest 78		
PrepTest 79		
PrepTest 80		



Week 14: Three weeks to the LSAT

Reading Comprehension

- Complete the RC *Passage Type* drills in *Testing and Analytics* for **Social Science: V1** and **Hard Science: V1**. Hard Science is the most difficult passage type for most test takers, so take your time as you work through the drills to ensure full understanding.
- Work through the full Reading Comprehension sections in Chapters Three and Four of the *Reading Comprehension Bible Workbook*, and thoroughly review the explanations provided for each.

Logic Games

- If Games continue to trouble you, complete the first half of Chapter Two of the *Logic Games Bible Workbook*. Do each game as a timed exercise, but know that you will have encountered some of the games previously. This is not a problem—reviewing games multiple times is quite beneficial.

Practice Tests

- Take *PrepTest 81* under normal testing conditions. Make sure to include breaks.
- Take *PrepTest 82* under normal testing conditions. Make sure to include breaks.
- Take *PrepTest 83* using relaxed time.

Week 14 Assignments		
Assignment	Completed?	Notes
RC Drills		
RC Drills		
RCBW Ch3		
RCBW Ch4		
LGBW Ch2 Part 1		
PrepTest 81		
PrepTest 82		
PrepTest 83		



Week 15: Two weeks to the LSAT

■ Practice Tests

- Take *PrepTest 84* under normal testing conditions. Make sure to include breaks.
- Take *PrepTest 85* under normal testing conditions. Make sure to include breaks.
- Take *PrepTest 86* under normal testing conditions. Make sure to include breaks.

Week 15 Assignments		
Assignment	Completed?	Notes
PrepTest 84		
PrepTest 85		
PrepTest 86		



Week 16: One week to the LSAT

This week is about both conceptual and mental preparation. You should plan to take 2-3 practice tests as outlined below, allowing ample time for review, however be sure that you do not attempt a test the day before the exam. Focus in particular on building your confidence and visualizing a strong performance on test day—how you expect to perform will likely become reality.

■ Logic Games

- If Games continue to trouble you, complete the second half of Chapter Two of the *Logic Games Bible Workbook*. Do each section as a timed exercise, but know that you will have encountered some of the games previously. This is not a problem—reviewing games multiple times is quite beneficial.

■ Practice Tests

- Take *PrepTest 87* under normal testing conditions. Make sure to include breaks.
- Take *PrepTest 88* under normal testing conditions. Make sure to include breaks.
- Take *PrepTest 89* under normal testing conditions. Make sure to include breaks.

■ Other

During the final stretch to your test, you should make sure that you are as mentally prepared as possible for the pressures of test day. To help you reach a state of pure mental confidence and balance, we've compiled a list of some of our favorite LSAT mentality resources. Set aside some time before the test to think about how you will approach the LSAT when it begins and especially how you will react if you encounter any difficulties. It's an essential step, and one that can dramatically impact your score. Although all of these articles are important, we strongly recommend you watch the Test Mentality webinar and follow the specific recommendations in that discussion.

[*The Ultimate Test Mentality Resource List*](#)

The final weeks before test day require a different strategy. We have some articles on our [*Last Minute LSAT Advice*](#) page that you might find helpful, including a discussion of [*final week prep*](#) and the difference between LSAT [*Cancellations, Withdrawals, and Absences*](#) if you're having cold feet.

There are several worthwhile articles discussing important issues beyond strategies and mental preparation, such as the logistics of test day itself, and how to prepare yourself for the test with proper diet and nutrition:

[*What to Do the Day Before and Morning of the LSAT*](#)

[*Thought for Food: Eating Your Way to a 180 on the LSAT*](#)

Finally, on the day before the LSAT, relax! Do something that makes you happy and don't worry about the LSAT (assuming you know where your testing center is or your room is prepared for the ProctorU virtual proctor system). It is imperative that you are fully rested before the exam, so avoid any strenuous activities, whether physical or mental. So don't run a half-marathon, and don't attempt any full practice tests!

Week 16 Assignments		
Assignment	Completed?	Notes
LGBW Ch2 Part 2		
PrepTest 87		
PrepTest 88		
PrepTest 89		
Test Mentality		

After the LSAT:

There are a number of questions that most test takers begin to ponder post-LSAT. Three of the most common are given below, along with comprehensive explanations of each:

1. Can I determine the experimental section, and what exactly do I need to know about it?

Answers: [The Experimental Section Explained](#) and [3 Myths About the Experimental Section](#)

2. Should I keep or cancel my score, and what are the consequences of canceling?

Answers: [LSAT Cancellations, Withdrawals, and Absences: What's the Difference?](#), [Should You Cancel Your LSAT Score?](#), and [How Do Law Schools View Multiple LSAT Scores?](#)

3. Is retaking the LSAT worth it, and what can I expect for my next attempt?

Answer: [Should You Retake the LSAT?](#)

If you have any specific questions about your test, you can always head over to our [LSAT Forum](#) where we typically have discussions ongoing about all LSAT administrations between other test takers and our LSAT experts.

LSAT Writing:

Your LSAT is not complete until you've submitted a writing sample. You can wait up to a year, but you won't receive a score and your file won't be complete until you do so. Since you're in LSAT mode, we recommend that you get it out of the way quickly! In this article we dissect LSAT Writing piece by piece, from the General Directions to the specific Essay Directions to the details of an actual sample, and give you the tools to craft an essay that any admissions board would be pleased to receive. You don't want to miss this resource.

[The Ultimate Guide to LSAT Writing](#)

A Final Note:

We at PowerScore want to thank you for choosing us as your test preparation provider, and trusting us to help you reach your full potential on the LSAT. Our hope is that your performance exceeds your expectations and that this Study Guide and accompanying resources are fully sufficient for your particular needs. However please do not hesitate to contact us with additional questions or concerns, or to inquire about the other services we offer! Above all else we want to see our students reach their goals, and we'll do all that we can to ensure that occurs for you.

Finally, feel encouraged to share this study plan with friends, colleagues, or anyone else you may encounter who is studying for the LSAT! It's a powerful resource and we're confident others will benefit from it as you hopefully have.

Thanks again, and best of luck in law school!

Copyright © 2014-2022 by PowerScore Incorporated.
Copyright © 2023-2024 by PowerScore LLC.

All Rights Reserved.

Parts of this book have been previously published in other PowerScore publications and on the powerscore.com website.

LSAT, LawHub Advantage, and PrepTest are registered trademarks of the Law School Admission Council, Inc.

PowerScore® is a registered trademark. *The LSAT Bible Series™, The Logic Games Bible™, The Games Bible™, The Logical Reasoning Bible™, The Reading Comprehension Bible™, The Logic Games Bible Workbook™, The Logical Reasoning Bible Workbook™, The Reading Comprehension Bible Workbook™*, are the exclusive service marked property of PowerScore. Any use of these terms or of these systems without the express written consent of PowerScore is prohibited.

Published by
PowerScore LLC
Dallas, TX

Published in the United States